


DALI AC Triac Dimmer

Model No.: DT-B

1 DALI address / 1 Channel output / Trailing edge

Features

- AC phase-cut mosfet DALI dimmer, one DALI address, one channel output.
- Trailing edge dimmer.
- The minimum brightness is adjustable.
- DALI-2 certified, in accordance with DALI standard protocol 101, 102, 205 (IEC 62386) and in compliance with DALI products from other international incorporation.
- DALI address can be automatically assigned by DALI master.
- To dim and switch single color dimmable LED lamps, traditional incandescent and halogen lights.
- Over-heat protection, Overload protection, recover automatically.



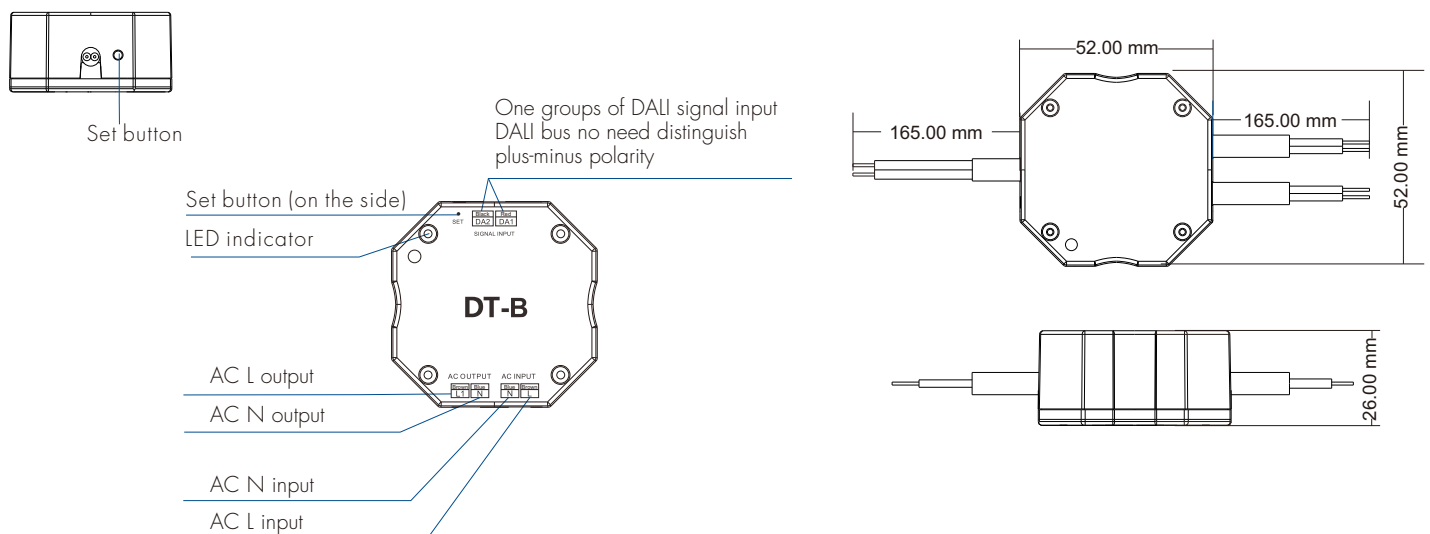
Technical Parameters

Input and Output		Environment		Package	
Input voltage	100-240VAC	Operation temperature	Ta: -30 °C ~ +55 °C	Size	L75x W75 x H40mm
Output voltage	100-240VAC	Case temperature (Max.)	Ta: +70 °C	Gross weight	0.981kg
Output current	Max 1.5A	IP rating	IP20	Warranty	
Output power	150-360W			Warranty	5 years

Compatible Load Types

Load Type	Maximum Load	Remarks
Dimmable LED lamps	200W @ 220V 100W @ 110V	Due to variety of LED lamp designs, maximum number of LED lamps is further dependent on power factor result when connected to dimmer.
Triac Dimmable LED drivers	200W @ 220V 100W @ 110V	Maximum permitted number of drivers is 200W divided by driver nameplate power rating, and make sure the surge current is no more than 2 times 65A.
Incandescent lighting, HV Halogen lamps	400W @ 220V 200W @ 110V	

Mechanical Structures and Installations



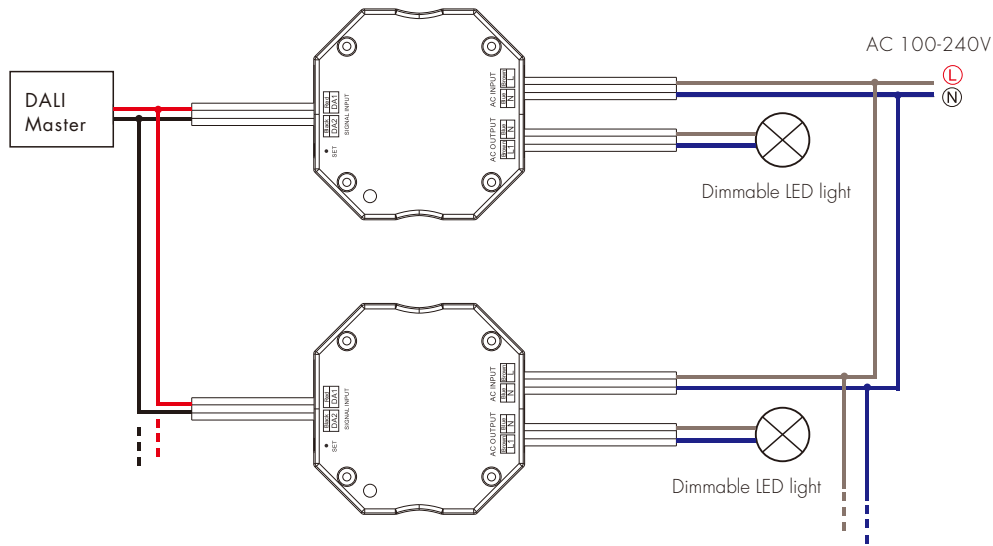
Indicator status:

When the dimmer is working normally, the LED indicator light is green.

When the internal temperature of the dimmer is too high ($\geq 120^{\circ}\text{C}$) or the load exceeds maximum power, the LED indicator light is red, after removing the fault, the LED indicator light return green.

When the dimmer receives DALI signal, the LED indicator light flashes once.

Wiring Diagram



Caution:

Please carefully ensure all wire connections and polarities are correct and secure before applying power, otherwise this controller will be damaged.

Note: When calculating the maximum number of load lamps or drivers, the input power or input current parameters of a single lamp or driver must be used, the output power parameters can not be used.
In addition, the maximum surge current of the dimmer is 65A, the sum of surge current of multiple dimmable LED drivers should not exceed 2 times. otherwise, the product will be overloaded and damaged.

Operation

Minimum brightness setting

The minimum brightness of the device can be set or deleted by press the "SET" button on the dimmer.

- Recall minimum brightness:
Short press "SET" button on the dimmer, LED indicator flash one, the light output the minimum brightness.
- Setting minimum brightness:
Adjust the brightness to a desired minimum level, then press and hold down the "SET" button 2s until the LED indicator flash one, the current brightness is set as the minimum brightness.
The light can only be dimmable between this minimum brightness and maximum brightness.
- Delete minimum brightness:
Adjust the brightness to maximum level, then press and hold down the "SET" button 2s until the LED indicator flash one, the minimum brightness setting is deleted.

DALI address assigned by DALI masters

DALI address can also be assigned by DALI Master controller automatically.
Please refer to user manuals of compatible DALI Masters for specific operations.

Safety & Warnings

- DO NOT install with power applied to device.
- DO NOT expose the device to moisture.