

Constant Voltage LED Driver

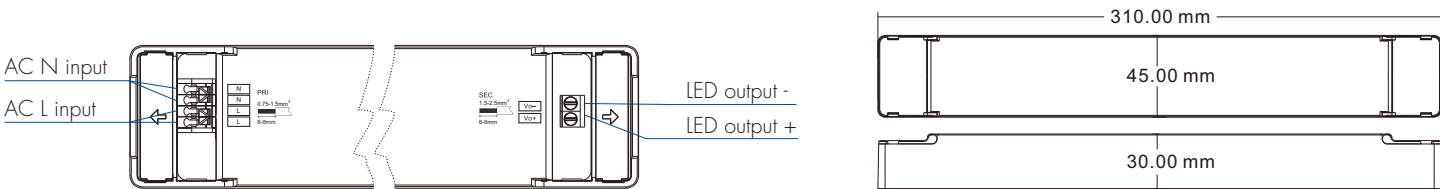
- Universal AC input / 110-277VAC
- 1 channel constant voltage output, Max. total output power 150W
- Built-in active PFC function: 0.95 Typ
- THD<10%
- No load/Standby power<0.5W
- Over-heat / Short circuit protection
- Suitable for indoor LED lighting application
- 5 Year, 50,000hr warranty



Applications

- Suitable for LED related fixture or appliance which use LED light bar and LED tape (like LED Decoration or Advertisement devices).
- Office / Commercial / Domestic Lighting, Hotels, Retail and Display.
- Use for retrofit upgrades & new luminaire designs.

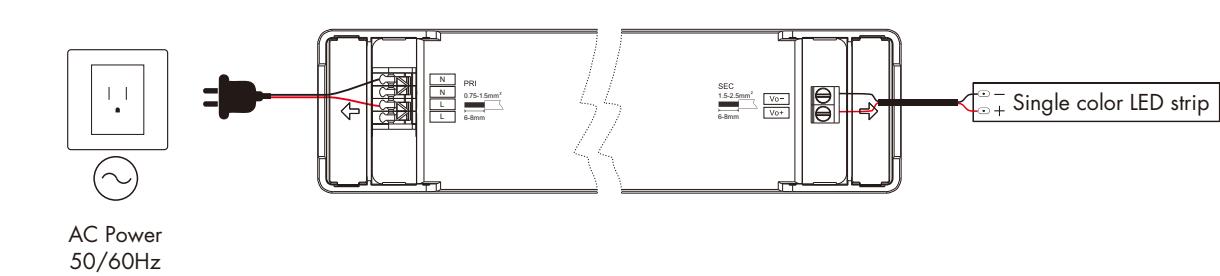
Mechanical Structures and Installations



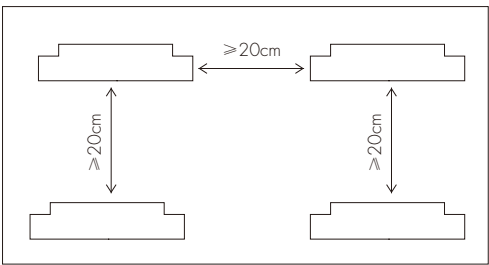
Technical Parameters

Model		LPV-150-12	LPV-150-24
Output	Output Voltage	12VDC	24VDC
	Output Current	Max. 12.5A	Max. 6.25A
	Output Power	Max. 150W	
	Startup time	1000ms/100VAC, 500ms/230VAC	
	Dimming Range	0~100%	
	Ripple & Noise	150mV	240mV
Input	Input Voltage Range	110~277VAC (Please refer to "Static characteristic" section)	
	Frequency Range	50/60Hz	
	Efficiency	92%/230VAC	
	Alternating Current	1.5A/110VAC, 0.75A/230VAC, 0.7A/277VAC	
	Power Factor	>0.95	
	THD	<10%/110VAC/230VAC, <15%/277VAC@ Full load	
	Inrush Current	Cold start 30A at 230VAC	
	Anti Surge	L-N:1KV	
	Leakage Current	<5mA	
	No Load/Standby Power	<0.5W	
Protection	Over Temperature	Current decrease when PCB temp>100°C, recovers automatically after fault condition is removed	
	Short Circuit	Shut down the output Voltage, recovers automatically after fault condition is removed	
Environment	Working Temperature	-20°C~50°C	
	T-case Max	90°C	
	Working Humidity	20~90%RH, non-condensing	
	Storage Temperature/Humidity	-40°C~80°C, 10%~95%RH	
	Temperature Coefficient	±0.03%/°C [0-50%]	
	Vibration Resistance	10-500Hz, 2G, 6min/cycle, X,Y,Z axes/2min	
	IP Rating	IP20	
Safety&EMC	Security Specifications	IEC/EN61347-1, IEC/EN61347-2-13, GB19510.14	
	Withstand Voltage	I/P-O/P: 3750VAC	
	Insulation Resistance	I/P-O/P: 100MΩ/500VDC/25°C/70%RH	
	EMC Emission	EN55015, EN61000-3-2 Class C, IEC61000-3-3	
	EMC Immunity	EN61000-4-2.3.4.5.6.8.11, EN61547	
	Certifications	CE	
	Net weight	420g	
	Gross weight	450g	

Wiring Diagram

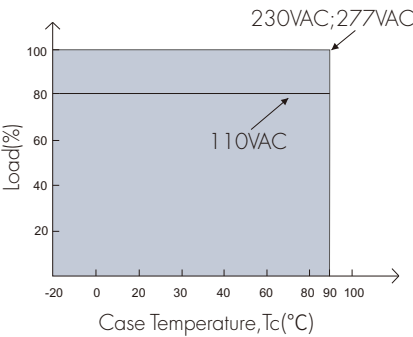
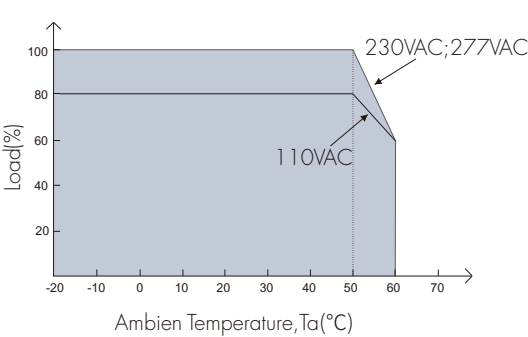


Installation precautions

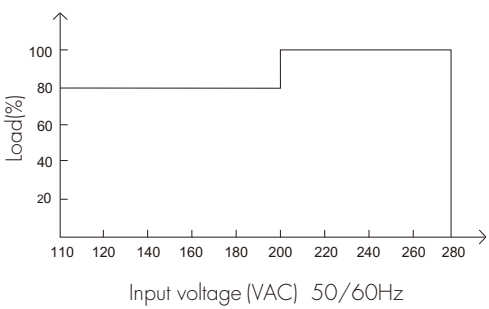


Please do not stack the products.  
The distance between two products should be  $\geq 20\text{cm}$  so as not to affect heat dissipation and lifespan of the products.

Output Load VS Temperature



Static characteristic



Failure analysis and troubleshooting

Fault	Cause	Solution
The light can not be turned on	1. No power 2. Wrong wiring	1. Check the power supply 2. Connection test
Brightness of the light is inconsistent	1. Output cable is too long 2. Wire diameter is too small	1. Reduce wire length or loop power supply 2. Replace Replace to thicker wires
Hiccup flashing light	Overload	Check the power of the LED light