

Zigbee & RF Constant Current LED CCT Driver

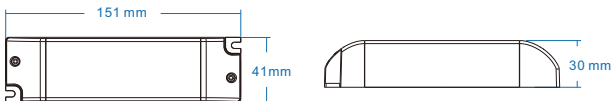

Model No.: PT-20A-2(WZ)



Features

- Dimming interface: RF Wireless, AC Push-Dim
- Tuya APP cloud control, support on/off, color temperature and brightness adjust, delay turn on/off light, timer run, scene edit and music play function
- Voice control, support amazon ECHO and TmallGenie smart speaker
- Match with RF 2.4G color temperature remote control, one RF LED driver accepts up to 10 remote controls
- Universal AC input / Full range
- Flicker-free
- 2 channel constant current output, configurable current via DIP switch
- Built-in active PFC function: 0.95 Typ
- Fade in and out effect selectable
- 3 levels color temperature (WW, NW and CW) selectable by continuous power off and on operation
- Over-heat / Over-load / Short circuit protection, recover automatically
- Full protective plastic case
- Suitable for indoor LED lighting application
- 5 Year, 50,000hr warranty

Mechanical Structures and Installations



Technical Parameters

Output	Output Voltage	10~52VDC
	Output Current	2x(300~1050) mA
	Output Power	Max. 20W
	Max Output Voltage	58VDC
	Dimming Range	0~100%
	PWM Frequency	8000Hz
Input	Current Accuracy	±5%
	Ripple&Noise	< 120mV
	Input Voltage Range	100~240VAC
	Frequency Range	50/60Hz
	Efficiency	>82%
	Alternating Current	0.25A Max.
	Anti Surge	L-N: 1.2KV
	Startup time	1S/230VAC
	Power Factor	>0.98/110VAC, >0.95/230VAC
	THD	<8%
	Inrush Current	Cold start 13.5A at 230VAC
	Protection	Leakage Current
No load Power		<2W
Over load Power		When O/P voltage exceed its range, O/P current declines, auto recovers when the load is reduced.
Short Circuit		Shut down automatically if short circuit occurs, auto recovers.
Environment	Over Temperature	Intelligently adjust or turn off the output current if the PCB temp > 100°C, auto recovers.
	Working Temperature	-30°C ~ 50°C
	Tcase Max	80°C
	Working Humidity	20%~90%RH, non-condensing
	Storage Temp./Humidity	-40°C~80°C, 10%~95%RH
	Temperature Coefficient	±0.03%/°C (0-50%)
Safety&EMC	Vibration Resistance	10-500Hz, 2G, 6min/cycle, X,Y,Z axes/2min
	IP Rating	IP20
	Security Specifications	IEC/EN61347-1, IEC/EN61347-2-13
	Withstand Voltage	I/PO/P: 3750VAC
	Insulation Resistance	I/PO/P: 100MQ/500VDC/25°C/70%RH
	EMC Emission	EN55015, EN61000-3-2 Class C, IEC61000-3-3
	EMC Immunity	EN61000-4-2 3.4.5.6.8.11, EN61547
	Certifications	CE, EMC

LED Current Selection:

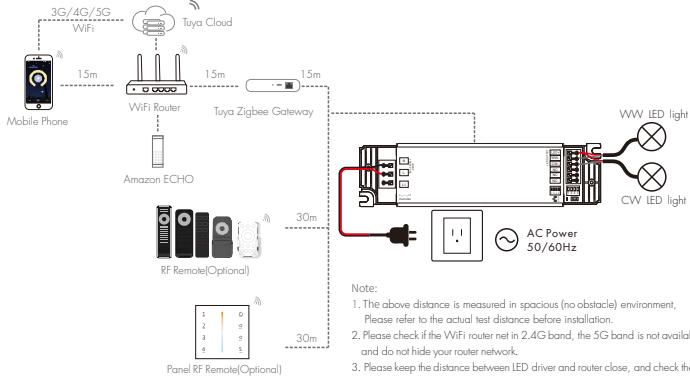
	ON	1	2	3	4	□	□	□	□	□	□	□	□	□	□	□	□	□	□	□	□	□	□	□	□	□	□	□	□	□	□	□	□	□	□	□	□
	↑	Uout	10-52V	10-52V	10-50V	10-44V	10-40V	10-36V	10-33V	10-31V																											
		Iout	300mA	350mA	400mA	450mA	500mA	550mA	600mA	650mA																											
	↓	OFF	Uout	10-29V	10-27V	10-25V	10-24V	10-22V	10-21V	10-20V	10-19V																										
		Iout	700mA	750mA	800mA	850mA	900mA	950mA	1000mA	1050mA																											

Applications

- Suitable for downlight, spotlight and decorative applications.
- Office / Commercial / Domestic Lighting, Hotels, Classrooms, Warehouse, Health care, Retail and Display.
- Use for retrofit upgrades & new luminaire designs.

System wiring

1. Zigbee & RF Connection



Tuya APP network connection

Press and hold Match key for 5s, or push twice Match key fastly:
Clear previous network connection, enter config mode, the LED indicator flash fastly, the output LED will flash 10 times.

Repeat power on and off for 5 consecutive times, also clear previous network connection, enter Smart config mode, the output LED will flash 10 times.

If Tuya APP network connection succeed, the LED indicator will stop flash, and in Tuya APP, you can find the ZB-CCT device.

Match Remote Control (two match ways)

End user can choose the suitable match/delete ways. Two options are offered for selection:

Use Match key

Match:

Short press match key, immediately press on/off key (single zone remote) or zone key (multiple zone remote) of the remote.

Delete:

Press and hold match key for 10s to delete all match, The light blinks 5 times means all matched remotes were deleted.

Use Power Restart

Match:

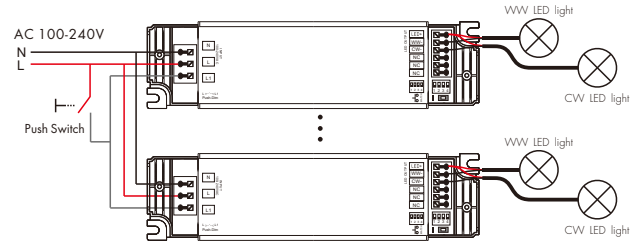
Switch off the power, then switch on power, repeat again. Immediately short press on/off key (single zone remote) or zone key (multiple zone remote) 3 times on the remote. The light blinks 3 times means match is successful.

Delete:

Switch off the power, then switch on power, repeat again. Immediately short press on/off key (single zone remote) or zone key (multiple zone remote) 5 times on the remote. The light blinks 5 times means all matched remotes were deleted.

PT-20A-2(WZ) Zigbee & RF Constant Current LED CCT Driver

2. AC Push-Dim connection



The provided AC Push-Dim interface allows for a simple dimming method using commercially available non-latching (momentary) wall switches.

- **Short press:**
Turn on or off light.
- **Long press (1-6s):**
Press and hold to stepless dimming. With every other long press, the light level goes to the opposite direction.
- **Dimming memory:**
Light returns to the previous dimming level when switched off and on again, even at power failure.
- **Synchronization:**
If more than one LED driver are connected to the same push switch, do a long press for more than 10s, then the system is synchronized and all lights in the group dim up to 100%. This means there is no need for any additional synchrony wire in larger installations. We recommend the number of LED drivers connected to a push switch does not exceed 25 pieces. The maximum length of the wires from push to LED driver should be no more than 50 meters.

Fade in and Fade out Setting

Switch off the power, then switch on power, repeat again.

Immediately short press match key 3 times, the light on/off time will change between 3s and 0.5s.

Dimming Curve

