



Model	Output Current (230V Full Load)	Input Current (230V Full Load)	Input Power (230V Full Load)	Output Power Range	PF (Full Load)	Efficiency (Full Load)	Output Voltage
CC20W200-550CG DALI	550mA	0.12A	25W	20W	0.95	87%	3-45V

1. Parameters

category	Item	Technical Norm
Features	Output Type	Constant Current
	Dimming Type	DALI 2
	Dimming Range	Primary PUSH & DALI dimming: 2%-100%
	IP Grade	IP20
	Insulation Class	Class II
Input	Rated Input Voltage	220-240VAC
	Range of Input Voltage	198-264VAC
	DC Input Voltage range	176-276VDC
	Frequency	0/50/60Hz
	Input Current	≤0.12A (230VAC, full load)
	Input Power	≤25W (230VAC, full load)
	Power Factor	≥0.95 (230VAC, full load)
	THD	≤13% (230VAC, full load)
	No-load Power	≤1W
	Stand-by Power	≤0.5W(@230Vac when PUSH or DALI turn off)
	Inrush Current	<16A (Half current pulse width 100US) @230VAC
Connected quantity of 16A Breaker	45pcs/type B ;70pcs/type C @ 230Vac	
Output	Ripple requirement (Flickering or licker-free)	Flicker value: less than 2% for whole dimming range
	PSTLM	≤1
	SVM	≤0.4
	Output Voltage Range	3-45VDC
	No Load Voltage	55VDC Max.
	Output Current	200mA(3-45) 250mA(3-45) 300mA(3-45)

		350mA(3-45) 400mA(3-45) 450mA(3-45) 500mA(3-40) 550mA(3-36)
	Constant current accuracy	±5%
	Full load output power	20W
	Efficiency	≥87% (230VAC, full load)
	Started Delay Time	≤1S (230VAC, full load)
Control Method	Primary PUSH dimming	Primary PUSH dimming (maximum lead length: 20M)
	DALI Dimming	Yes
Protection	Input over voltage protection	300V AC 50Hz / 60Hz 2h
	Output no-load protection	Yes, self-recovery (with query function)
	Output over-temperature protection	Yes, non-recoverable (with query function)
	Output short circuit protection	Yes, non-recoverable (with query function)
Environment	Ta/Operation Temperature/ humidity	-25+50 °C, Humidity:85% (Non-condensing)
	Ts/Storage Temperature	-40 °C... + 80 °C 10 ~ 95% RH (non-condensing)
	Tc/Enclosure Temperature	85 °C
Construction	Connection Method	Push-in Terminal
	Installation	Independent installation
	PRI Wire preparation	0.75-1.5mm ²
	SEC Wire preparation	0.75-1.5mm ²
	Dimension	With crimping cover: 116*40.5*22mm Without crimping cover: 78*40.5*22mm
Standards	Certification	ENEC CE
	Safety Standards	EN61347-1, EN61347-2-13, EN62493, EN60598-1
	EMC Standards	EN55015 EN61547 EN61000-3-2 EN61000-3-3
	DALI protocol standard	IEC62386-102 IEC62386-207
	Surge	L-N/1KV (L/N)-PE/2KV
Others	RoHS	complied to 2011/65/EU
	Blackout memory function	Yes, PUSH blackout memory
	PUSH Dimming synchronization	15 units Max.
	Packaging requirement	white box+ Instructions Clapboard Outer Carton (K=A)
	Life Time	50000h @Tc 85°C
		70000h @Tc 75°C
		100000h @Tc 65°C
Warranty	5years , F.R. < 10%	

Remark: 1. All Parameters, if not specified, are measured at 230VAC/50Hz and 25°C ambient temperature.
2. LED Driver is a component of the luminaires, Luminaires and wire layout will affect the EMC, please check the EMC with end products again.

2. Label

KGP
KGP Electronics GmbH
Hueckstraße 19
DE-58511 Lüdenscheid

L Uin: 220-240Vac
ta: -25 ~ +50°C

N Freq: 50/60Hz

DA ~PUSH

DA N

CC20W200-550CG DALI
DALI Dimmable LED Driver

Uo max: 55Vdc
Po max.:20W
•tc=85°C

DALI 2

110

0.75-1.5

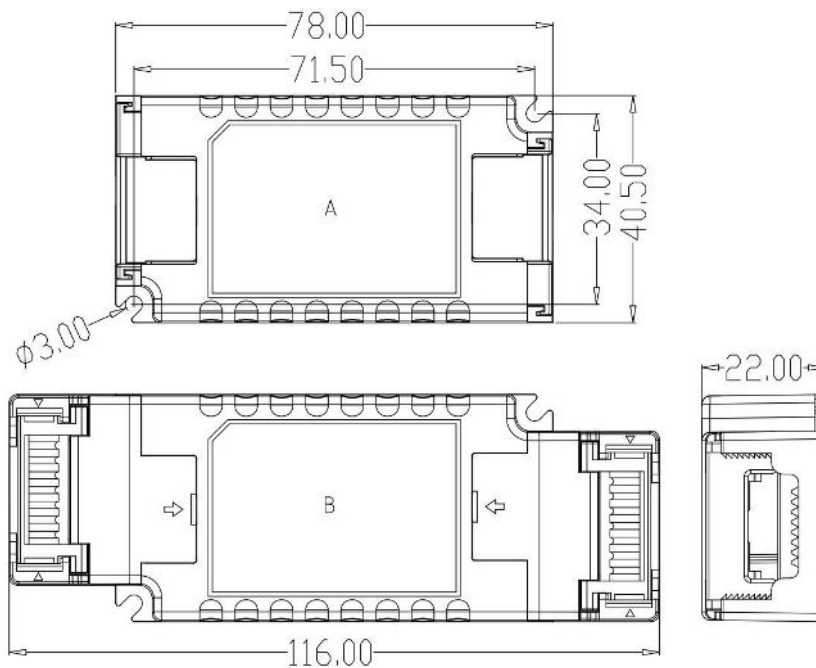
8mm

14 SEC

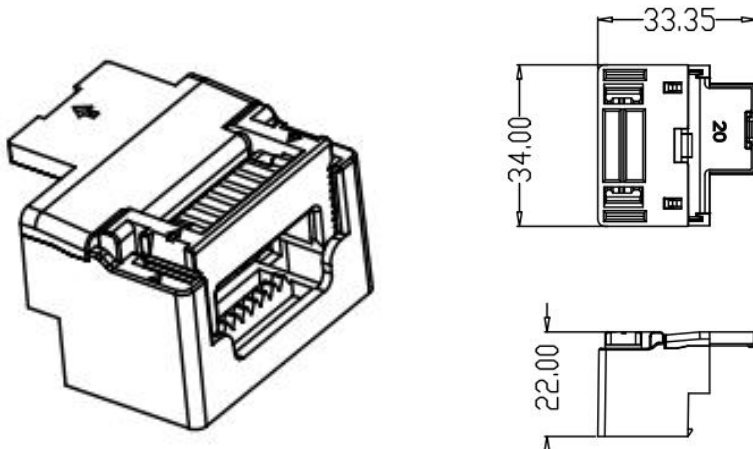
Uo(Vdc)	PF	mA	1	2	3
3-45	0.9C	200	-	-	-
3-45	0.9C	250	ON	-	-
3-45	0.9C	300	-	ON	-
3-45	0.95	350	ON	ON	-
3-45	0.95	400	-	-	ON
3-45	0.95	450	ON	-	ON
3-40	0.95	500	-	-	ON
3-36	0.95	550	ON	ON	ON

SELV

3.Dimension (Unit: mm)



4.Strain-relief set 33.5x34mm

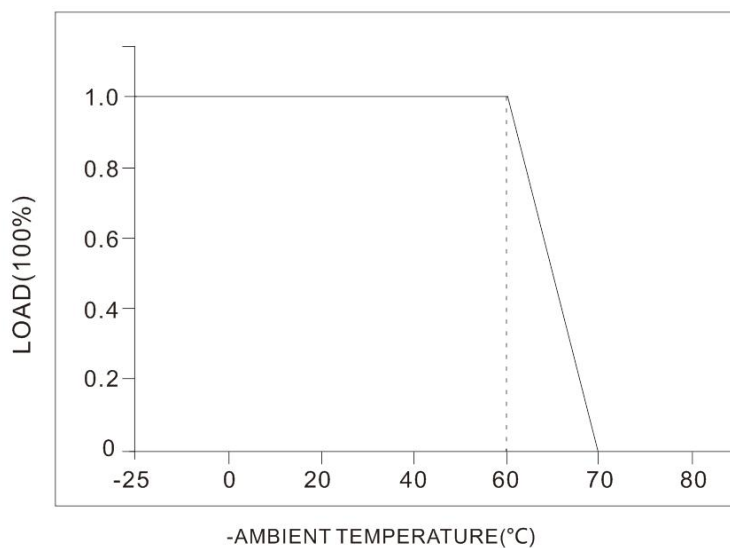


pre-assembled(1 set in one PE bag) 600 set/carton

5..Packing information

Carton L*W*H(mm)	Pcs/Carton	Net weight/ Pcs(kg)	Net weight/ Carton(kg)	Gross weight / Carton(kg)	Item
240*185*150	50	0.14	7	7.8	Driver
525*235*540	600	0.01	10.25	11.8	Strain-relief

6.Derating



7.Wiring Diagram

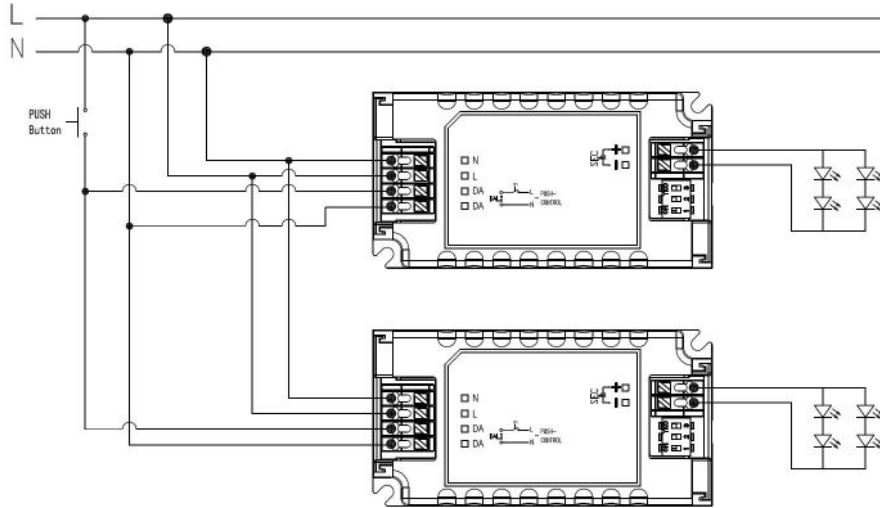


Fig. A: Push Dimming (High voltage)

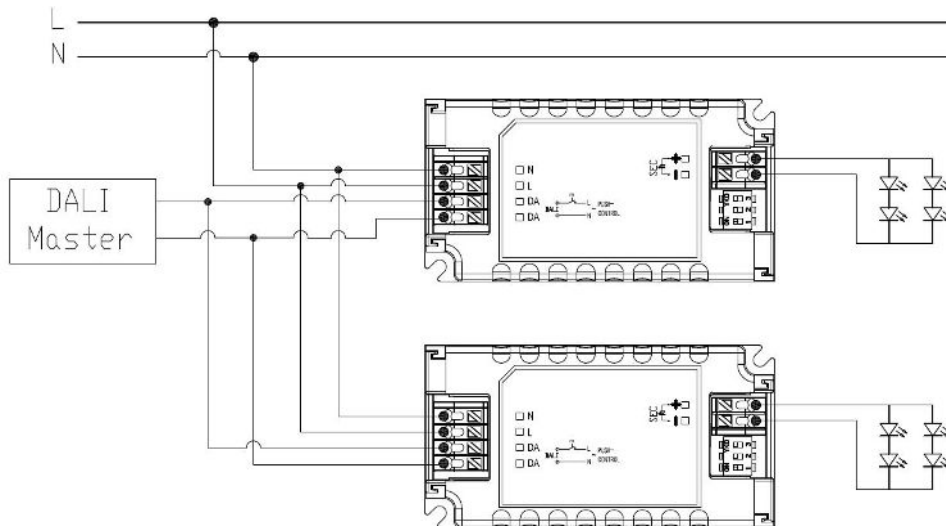
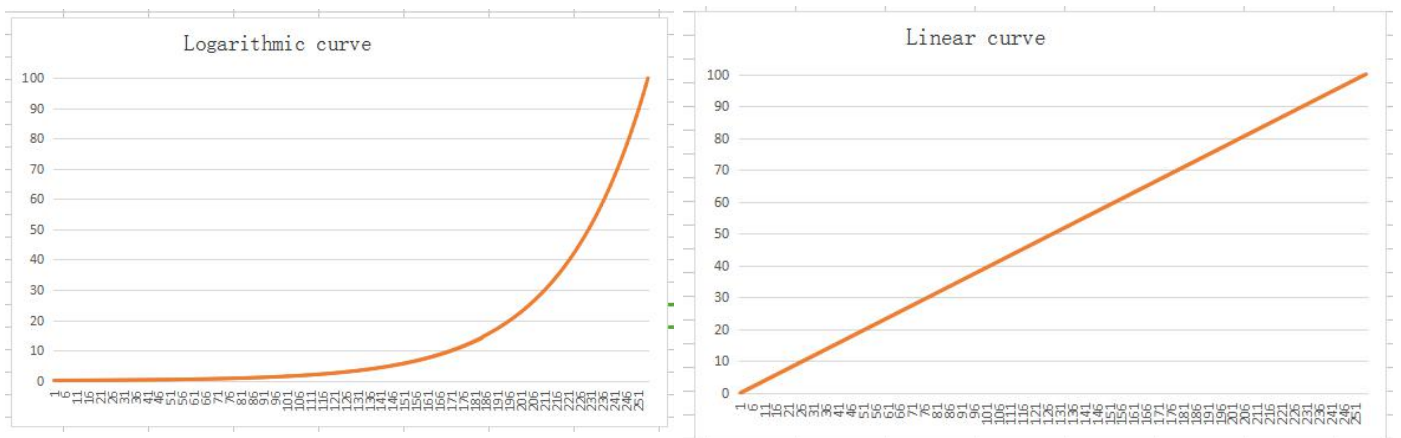


Fig.B: DALI Dimming

8.Dimming curve



9.Current gear setting

Current / voltage gear setting	1	2	3
200mA	-	-	-
250mA	ON	-	-
300mA	-	ON	-
350mA	ON	ON	-
400mA	-	-	ON
450mA	ON	-	ON
500mA	-	ON	ON
550mA	ON	ON	ON

CC20W200-550CG DALI