


RF Signal Repeater

Model No.: RA

AC or DC power input /Wall junction box mounting



Features

- Apply for wireless signal extension, greatly ensures RF communication stability and wide controlling area.
- Powered by AC100-240V or DC12-24V.
- Compatibility with RF 2.4G remote control.
- Easy to be placed in standard wall junction box.

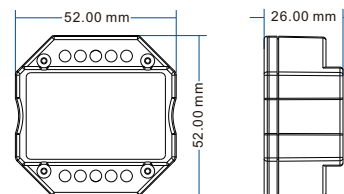
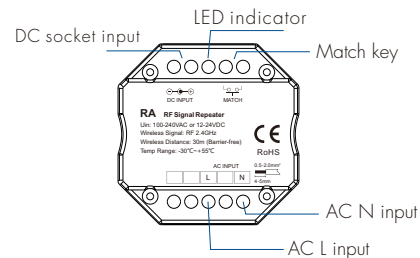
CE RoHS  LVD

Technical Parameters

Input and Output	
Input voltage	AC100-240V DC12-24V
Power consumption	AC: $\leq 0.6W$ DC: $\leq 0.4W$
Input signal	RF 2.4GHz
Output signal	RF 2.4GHz
RF Control distance	30m
Environment	
Operation temperature	Ta: -30°C ~ +55°C
Case temperature (Max.)	Tc: +65°C
IP rating	IP20

Safety and EMC	
EMC standard (EMC)	EN 55015:2013 EN 61547:2009 EN 61000-3-2:2014 EN 61000-3-3:2013
Safety standard(LVD)	EN 61347-2-11:2002 EN 61347-1:2015 EN 62493:2015
Certification	CE,EMC,LVD
Warranty	
Warranty	5 years

Mechanical Structures and Installations



Match Remote Control

If you want to extend the remote control signals, please match the remote control with the RF signal repeater firstly.

Match:

Short press match key, immediately press on/off key (single zone remote) or zone key (multiple zone remote) of the remote.

The LED indicator fast flash a few times means match is successful.

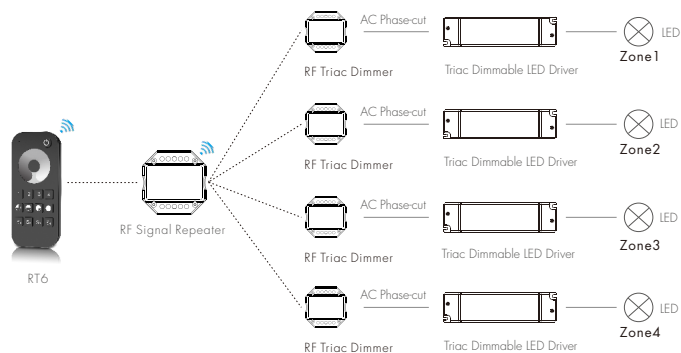
Delete:

Press and hold match key for 5s to delete all match,

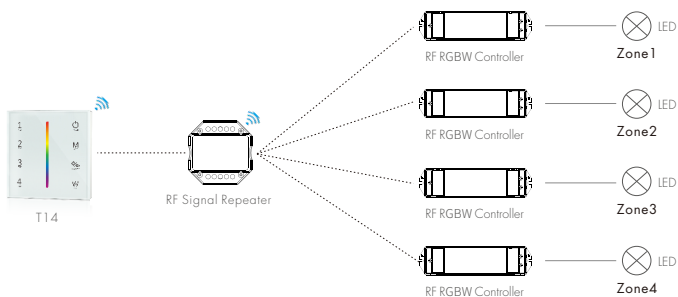
The LED indicator fast flash a few times means all matched RF remotes were deleted.

Application notes

1. RF remote & RF repeater application example.



2. RF remote panel & RF repeater application example.



3. WiFi-RF converter & RF repeater application example.

