

4 Knob CCT LED RF Controller

Model No.: V2-K

Dual color/Wireless remote control/Four PWM frequency/Linear or logarithmic dimming/Numeric display



Features

- CCT constant voltage LED RF controller, can also be used as a CCT RF remote.
- 4 knob dimming, digital numeric display and easy key operation.
- Match with RF 2.4G single zone or multiple zone color temperature remote control optional.
- 256 levels 0-100% dimming smoothly without any flash.
- PWM frequency 250/500/2000/8000Hz selectable.
- Logarithmic or linear dimming curve selectable.

FC CE RoHS LVD RED

Technical Parameters

Input and Output	
Input voltage	12-24VDC
Input current	1.65A
Output voltage	4 x (12-24)VDC
Output current	4CH,4A/CH
Output power	4 x (48-96)W
Output type	Constant voltage

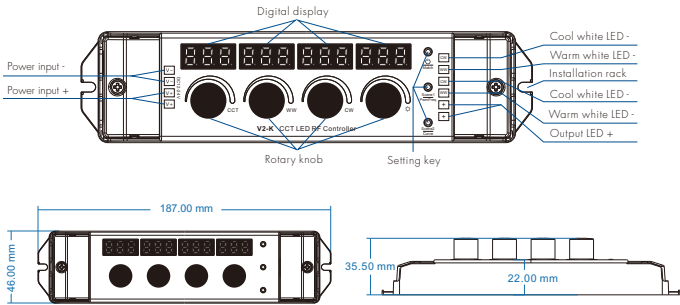
Environment	
Operation temperature	Ta: -30°C ~ +55°C
Case temperature (Max.)	Tc: +85°C
IP rating	IP20

Warranty and Protection	
Warranty	5 years
Protection	Reverse polarity

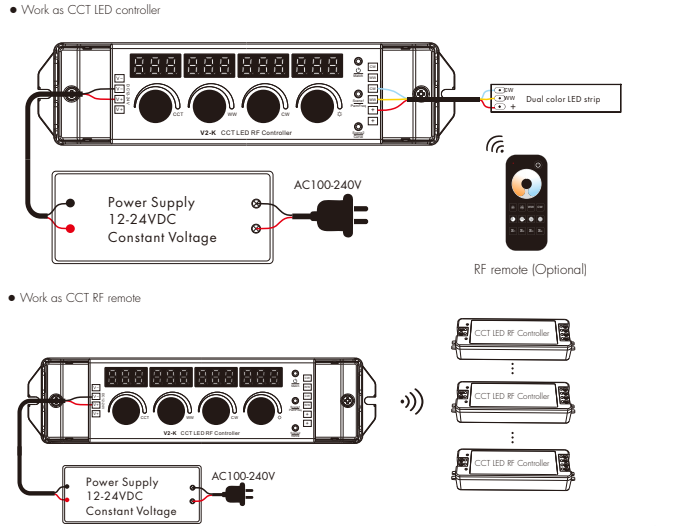
Dimming data	
Input signal	Knob + Key + RF 2.4GHz
Control distance	30m(Barrier-free space)
Dimming gray scale	256 levels
Dimming range	0-100%
Dimming curve	Logarithmic or linear
PWM Frequency	250/500/2000/8000Hz

Safety and EMC	
EMC standard (EMC)	EN301 489, EN 62479
Safety standard(LVD)	EN60950
Radio Equipment(RED)	EN300 328
Certification	CE, EMC, LVD, RED

Mechanical Structures and Installations



Wiring Diagram



Operation

4 knob dimming



Color Temperature
2700K-6500K
(270-650)



Warm White Brightness
(000-255)



Cool White Brightness
(000-255)



Total Brightness
(000-100)

3 key setting



Match

Short press: Turn on or turn off the light. When light is off, display "OFF".

Long press 5s: Enter RF remote matching state, display "RLS", within 5s, press on/off key or zone key of the CCT RF remote, display "RLO", match is successful, within 5s, press on/off key or zone key of the CCT RF remote, display "RLE", delete all matched RF remote.

Long press 15s: Restore factory default parameter, display "RES".



Scene1
PwmFreq

Short press: Recall the scene 1, display "1-C".

Long press 2s: Save current state into scene 1, display "1-d".

Long press 5s: Prepare for setup output PWM frequency, then short press Scene1 key to switch between 250Hz("F02"), 500Hz("F05"), 2000Hz("F20") or 8KHz("F80"). Higher PWM frequency, will cause lower output current, higher power noise, but more suitable for camera(No flickers for video). Long press Scene1 key for 2s or timeout 10s, quit output PWM frequency setting.



Scene2
Curve

Short press: Recall the scene 2, display "2-C".

Long press 2s: Save current state into scene 2, display "2-d".

Long press 5s: Prepare for setup output brightness curve, then short press Scene2 key to switch between linear curve("C-L") or logarithmic curve("C-E"). Long press Scene2 key for 2s or timeout 10s, quit output brightness curve setting.

4 Knob Controller Work as CCT RF remote

This 4 knob controller work as CCT RF remote can match with one or multiple CCT LED RF controller.

End user can choose the suitable match/delete ways. Two options are offered for selection:

Use the controller's Match key

Match:

Short press match key of receiver, immediately press on/off key on the knob controller. The LED indicator fast flash a few times means match is successful.

Delete:

Press and hold match key of the receiver for 5s to delete all match, The LED indicator fast flash a few times means all matched RF remotes were deleted.

Use Power Restart

Match:

Switch off the power of the receiver, then switch on power again, immediately short press on/off key 3 times on the knob controller. The light blinks 3 times means match is successful.

Delete:

Switch off the power of the receiver, then switch on power again, immediately short press on/off key 5 times on the knob controller. The light blinks 5 times means all matched remotes were deleted.

Dual color control


CH1=Warm white LED

CH2=Cool white LED

Each channel can supply up to 96W(@24V) and white balance can be controlled as such:

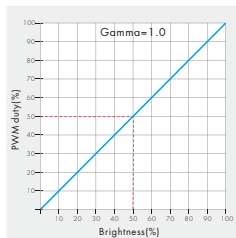
Color temperature	Cool white	Neutral white	Warm white
Power distribution	CH1=0W,CH2=96W	CH1=48W,CH2=48W	CH1=96W,CH2=0W

Linear dual color tuning



Dimming curve setting

Linear dimming curve



Logarithmic dimming curve

